
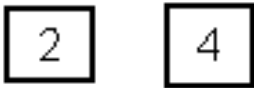



UTAS (HAMILTON SUNDSTRAND) NON-DESTRUCTIVE TEST STAMP QUICK REFERENCE GUIDE

- A. Look for NDT requirements in the notes area or in the tab box on the drawing.
- B. TIP: Specs. Listed below are often the only indication of NDT requirements.
- C. Refer to specs. For more clarity.
- D. TIP: HS 333 always calls out 100% testing.

	<u>Flourescent Penetrant</u>	<u>Magnetic Particle</u>	<u>Ultrasonic</u>	<u>Radiographic</u>	<u>Temper Etch</u>
100% Testing 	P	(M)	U	(X)	N or NE
Sample Testing 	(P)	M	U	 See ASTM E1742 for details on this	N or NE
HS 333	HS447	HS31	HS7250	HS4845	HS972
PN 17.50	PN16.03	PN16.04	PN16.06	PN16.01	PN16.05
ESR 1386	PN16.03	PN16.04	PN16.06	PN16.01	PN16.05
STANDARD PRACTICE DOCUMENTS	ASTM E1417	ASTM E1444	MIL-STD-2154	ASTM E1742	MIL-STD-867